
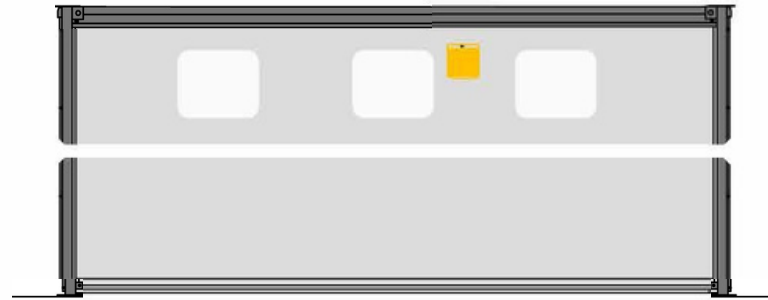
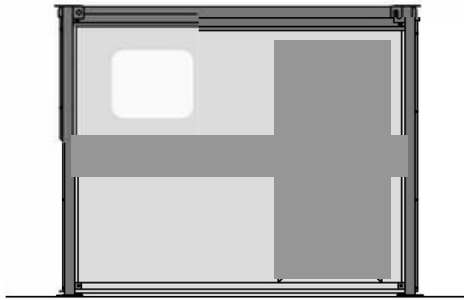


# PL202-X Male Jackleg Toilets

Standard Specification Drawing

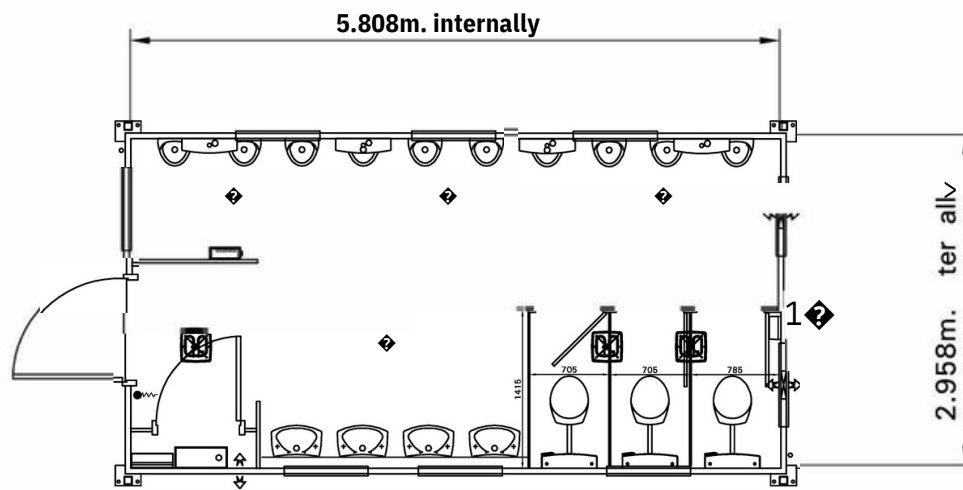


## Elevations



### LEGEND

- LIGHT SWITCH (ONE WAY)
- CEILING MOUNTED PULL SWITCH
- ⊠ CONSORT 2KW HIGH LEVEL FAN HEATER C/W FUSED SPUR
- ⊠ 150MM GX6T VENT AXIA WALL MOUNTED EXTRACT FAN
- ⊠ FROST STAT C/W GUARD
- ⊠ 3 POLE FAN ISOLATOR SWITCH
- ⊠ CROMPTON 1500MM BATTEN FITTING C/W OPAL DIFFUSER
- ⊠ 25 LITRE ELSON PEARL WATER HEATER 50
- ⊠ LITRE ELSON PEARL WATER HEATER 3KW
- ⊠ REDRING OVERSINK WATER HEATER



## Plan