




PL202-W

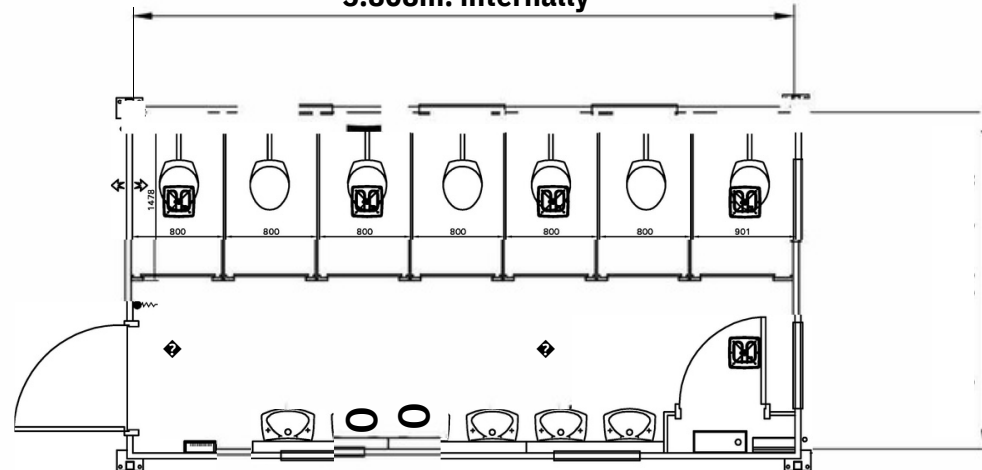
Male Jackleg Toilets

Standard Specification Drawing



Elevations

5.808m. internally



LEGEND

- 0--- LIGHT SWITCH (ONE WAY)
- 0- CEILING MOUNTED PULL SWITCH
- i:.....g CONSORT 2KW HIGH LEVEL FAN HEATER C/W FUSED SPUR
- 150MM GX6T VENT AXIA WALL MOUNTED EXTRACT FAN
- FROST STA T C/W GUARD
- 3 POLE FAN ISOLATOR SWITCH
- CROMPTON 1500MM BATTEN FITTING C/W OPAL DIFFUSER
- 25 LITRE ELSON PEARL WATER HEATER 50 LITRE ELSON PEARL WATER HEATER 3kW REDRING OVERSINK WATER HEATER

Plan