

9970270-001.dwg

Modular building consisting of:
 cabins: 22x20'
 internal height: 2340 mm
 colour: R: RAL 7035 P:RAL 7035

Electric GB (230V/32A/3-poles)

internal finish: white

window parapet height: 870mm

window with gas filling

cement bound chipboard floor

forklift pocket centre distance: 2050mm


floor insulation: 60 mm mineral wool

PU panels (60 mm)


roof insulation: 100 mm mineral wool

alu roller shutter

 Eternal

 internal steel cladding

 Transpack version

X... Surestep PVC-flooring pulled up on the sides

internal doors with cylinder locks

4 no. cable bushings in roof frame

corner cover trims with magnets

incl. skirting


top trims steel version

incl. electrical male/female connection

totra pipework (GB)

cistern with dual flush function

S....Stop and Go fittings

 cable preparation for movement sensor

CONTAINEX

drawing made by:
MV
drawing date:
16.11.2018 14:18:42

Please confirm
and return it

date: signature, company stamp:

drawing no:
9970270-001.dwg