




Modular building consisting of:
 cabins: 10'
 internal height: 2340 mm
 colour: R: RAL 7035 P:RAL 7035

electric: GB (230V/32A/3 poles)
 internal finish: white
 window parapet height: 870mm
 window with gas filling
 cement bound chipboard floor
 forklift pocket centre distance: 2050mm

floor insulation: 60 mm mineral wool
 PU panels (60 mm)
 roof insulation: 100 mm mineral wool

9404030-001.dwg

-  internal steel cladding
-  Transpack version
max. packet height: 648 mm
-  Eternal
corner cover trims with magnets
alu roller shutter
neutralised
incl. skirting
distribution box with PVC cover
consumer box with 2 rows
incl. electrical male/female connection

...LED-Lighting

CONTAINEX

drawing made by:
steinerl
drawing date:
07.08.2018 08:44:12
drawing no:
9404030-001.dwg

Please confirm
and return it
date: signature, company stamp: