

Modular building consisting of:
 cabins: 6x20'
 internal height: 2340 mm
 colour: R: RAL 7035 P: RAL 7035

Electric GB (230V/32A/3-poles)

Internal finish: white

floor to window frame height: 870mm

Gas filled window

Cement-bound chipboard floor




Forklift pocket distance: 2050mm

Floor insulation: 60 mm mineral wool

PU-panels (60 mm)

Roof insulation: 100 mm mineral wool

9280121-001.dwg

-  Steel sheet on wall
-  Transpack (flatpacked) version
- Alu roller shutter
- flexible cable system
-  Eternal Royal White
- Corner trims screwed
incl. skirting

CONTAINEX

drawing made by:
TK
 drawing date:
03.01.2019 15:59:54
 drawing no:
9280121-001.dwg

**Please confirm
and return it**

date: _____ signature, company stamp: _____