




9280120-001.dwg

Modular building consisting of:  
 cabins: 5x20'  
 internal height: 2340 mm  
 colour: R: RAL7035 P:RAL 7035

- Electric GB (230V/32A/3-poles)
- Internal finish: white
- floor to window frame height: 870mm
- Gas filled window
- Cement-bound chipboard floor
- Forklift pocket distance: 2050mm
  
- Floor insulation: 60 mm mineral wool
- PU-panels (60 mm)
- Roof insulation: 100 mm mineral wool

-  Steel sheet on wall
-  Transpack (flatpacked) version
- Alu roller shutter
- flexible cable system
-  Eternal Royal White
- Corner trims screwed  
incl. skirting

**CONTAINEX**

drawing made by:  
TK  
 drawing date:  
03.01.2019 15:57:00  
 drawing no:  
9280120-001.dwg

Please confirm  
and return it  
 date: \_\_\_\_\_  
 signature, company stamp: \_\_\_\_\_