

Modular building consisting of:  
 cabins: 4x20'  
 internal height: 2340 mm  
 colour: R: RAL 7035 P: RAL 7035

Electric GB (230V/32A/3-poles)

Internal finish: white

floor to window frame height: 870mm

Gas filled window

Cement-bound chipboard floor




Forklift pocket distance: 2050mm

Floor insulation: 60 mm mineral wool

PU-panels (60 mm)

Roof insulation: 100 mm mineral wool

9280119-001.dwg

-  Steel sheet on wall
-  Transpack (flatpacked) version
- Alu roller shutter
- flexible cable system
-  Eternal Royal White
- Corner trims screwed  
incl. skirting

**CONTAINEX**

drawing made by:  
TK  
 drawing date:  
03.01.2019 15:56:20  
 drawing no:  
9280119-001.dwg

Please confirm  
and return it  
 date: \_\_\_\_\_  
 signature, company stamp: \_\_\_\_\_